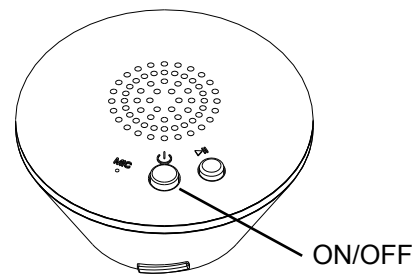


- Including:
- Showerhead with a gasket
 - Bluetooth speaker
 - Micro-USB charging line
 - Restrictor

Please retain these instructions for future reference. 1

■ Getting started

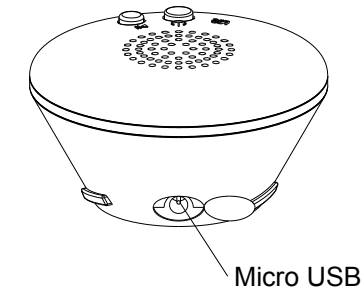
1. Press the power switch to turn the speaker on. A beep and the LED light flashing indicates the unit has been turned on.



2

2. A series of beeps and the LED light blinking rapidly indicates the battery of the speaker needs to be charged. Plug the included micro-USB cable into the speaker and into a charger or computer for charging. Only compatible charger must be used with correct output voltage and current.

Charge the speaker for at least 20 minutes before use.



3

4

■ For Android Users:

- Go to : SETTINGS>BLUETOOTH
- Turn on Bluetooth
- The device will automatically search for AVAILABLE DEVICES. If not, press SEARCH FOR DEVICES. Select MSH008 and the device will automatically connect to the speaker. It will then show it is connected to "MSH008"

5

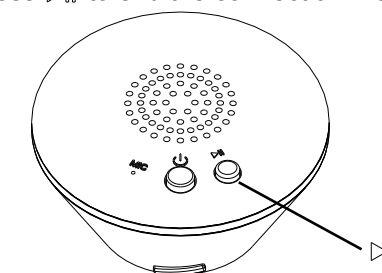
■ For iOS (iPhone/iPad) Users

- Go to : SETTINGS>BLUETOOTH
- Turn on Bluetooth
- The device will automatically search for DISCOVERABLE DEVICES. If not, press SEARCH FOR DEVICES, select MSH008 and the device will automatically connect to the speaker. It will then show it is connected to "MSH008"

6

■ Using your MSH008 Wireless Bluetooth Speaker

1. When using the speaker, you can stop the song or hang up a call by pressing ▷||
2. Long press ▷|| to end the connection with your device



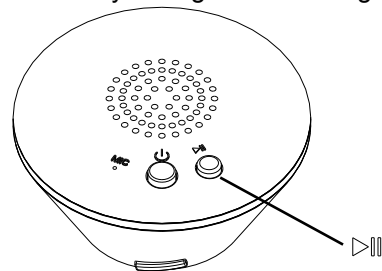
7

8

3. To pair with your device (phone, tablet, etc.), please turn on your device's bluetooth and follow device instruction to pair with "MSH008"

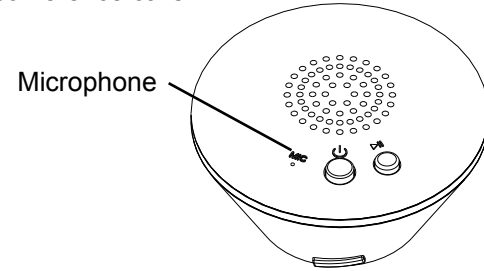


2. Answering calls on a paired phone.
 - Bluetooth 1.0 version: When receiving a call, the speaker will beep and LED light will flash, press the "▷||" key to answer the phone. Press the "▷||" key during a call to hang up.



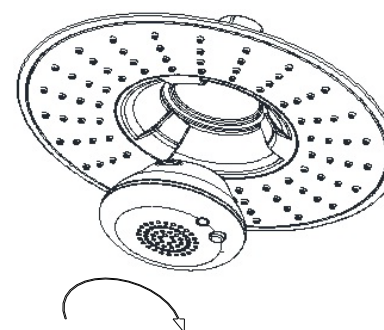
9

3. The microphone on your speaker is on the left of the on/off key. Talk into that during phone calls. The microphone is useful for group or conference calls.



10

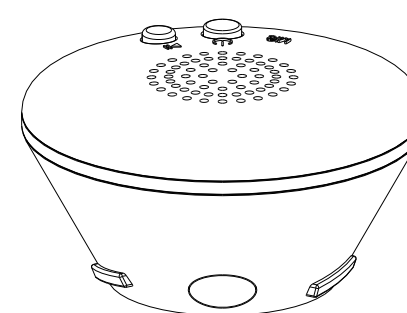
4. Turn clockwise to place the speaker onto the center of the showerhead



11

12

There are many other ways to use your speaker! Enjoy!



■ Limited Warranty Statement

- Bathstore provides a warranty to the original purchaser of your new speaker against defects in material and workmanship for a period of one-year of non-commercial usage.
- To contact us for warranty service or general enquiry: Bathstore on: 08000 232323 Or visit our web-site at www.bathstore.com
- Bathstore hereby declares that this product type MSH008 is in compliance with the essential requirements and other relevant provisions of Directive 1999/5/EC. A copy of the EC Declaration of Conformity may be obtained by calling Bathstore at the number shown above.

13


■ SAFETY WARNING

- To reduce the risk of electric shock or damage on your equipment:
- Plug the USB cable into a device that only has the correct USB port.
 - Disconnect power from the speaker by unplugging the USB cable from the USB port, not from the micro-USB port on the speaker.
 - Avoid contact with water or other wet surfaces.
 - Avoid inserting items into the openings of the speaker.

14

- Do not disassemble your speaker. Only a qualified service technician should perform repairs on your speaker. Otherwise, the BATHSTORE will not be responsible for any damages that may be caused by the disassembly.
- CAUTION: Batteries should not be exposed to excessive heat such as fire, sunlight, or other concentrated heat sources. There is a risk of explosion if the battery is replaced with an incorrect battery type.

15

- The information contained herein is subject to change without notice.
- WEEE Disposal Statement:  Waste Electrical & Electronic Equipment Regulations (WEEE) requires that any of our products showing this mark (left) must not be disposed of with other household or commercial waste. Bathstore does not levy any WEEE disposal charges to its customers for affected WEEE related products. To prevent possible harm to the environment or human health from uncontrolled waste disposal, please separate any such product from other waste types and recycle it responsibly at your local facilities. Check with your Local Authority, Recycling Center or retailer for recycling advice.

16